

comac

S E R I E Leonardo



The thirty-years experience of Comac means superior level of performance, with high rate of accuracy and consistency, constant for all the life of the machine and almost maintenance free.

Now, beside its main line of machines addressed to the industry, Comac offers the Series Leonardo: two machines whose easiness of use matches with the affordability both in the initial investment and in the ordinary service, as proved by the vast number of jobs feasible with the standard equipment.

All of this makes Series Leonardo the ideal solution for low and medium production volumes of small industry and fabrication shops.

Models Leonardo are available in manual version – M, as well as in hydraulic version – H.

STANDARD EQUIPMENT:
















- HORIZONTAL/VERTICAL WORKING POSITION COMBINATION
- 9 PIECES OF STANDARD MODULAR ROLLS
- RULER TO REFERENCE THE POSITION OF BENDING ROLL
- BUTTONS TO CONTROL THE MACHINE AND EMERGENCY
- GROOVED TOP ROLL TO INCREASE DRIVE ON THE PROFILE
- MECHANICAL STOP TO GET HIGHER REPEATABILITY



TECHNICAL CHARACTERISTICS

	Leonardo 4	Leonardo 5
SHAFT DIAMETER:	40 mm	50 mm
ROLLS DIAMETER:	145 mm	175 mm
ADJUSTMENT OF BENDING ROLLS:	Manual (M) / Hydraulic (H)	Manual (M) / Hydraulic (H)
ADJUSTMENT OF LATERAL GUIDE ROLLS:	Mechanical	Mechanical
DRIVEN ROLLS:	1	1
POWER:	0,75 kW (M) / 1,1 kW (H)	1,1 kW (M) / 1,5 kW (H)
ROLLING SPEED:	3,7 m/min	4,4 m/min
WEIGHT	350 kg	495 kg

CAPACITY CHART

Type of section	Leonardo 4		Leonardo 5		
	Section dimension up to [mm]	To minimum inside diameter of the curve [mm]	Section dimension up to [mm]	To minimum inside diameter of the curve [mm]	
	60 x 10	800	80 x 8	800	STD
	100 x 15	600	120 x 20	800	STD
	35 x 35	1000	40 x 40	1200	STD
	35	800	45	1000	STD
	60 x 2	1400	80 x 2,5	2000	SPE
	48,3 x 4	600	60,3 x 4,5	800	SPE
	60x25x2,5	(§)	60x30x4	(§)	STD
	40 x 3	(§)	60 x 3	(§)	STD
	50 x 6	600	60 x 6	600	STD
	50 x 6	1000	60 x 6	1000	SPE
	50x50x6	500	60x60x7	600	STD
	50x50x6	500	60x60x7	700	STD
	50x50x6	400	70x70x8	600	STD
	60 x 30	500	80 x 45	600	STD
	60 x 30	600	80 x 45	600	STD

§ - Depending on acceptable deformation

STD - Sufficient standard rolls

SPE - Special rolls or special tooling required

Notes:

- The capacity chart refers to a material with yield strength 250 N/mm²
- Minimum diameters are normally achievable in multiple passages
- Smaller section can generally be bent at smaller diameters than the ones indicated

SPECIAL EQUIPMENT

- Rolls for tube
- Digital readout to reference the position of the bending roll
- Tooling to bend angle leg-in
- Attachment to roll round tubes into helical shapes (handrail of spiral staircases)
- Scroll forming attachment
- Stock twisting attachment
- Press braking attachment



comac

PROFILE BENDING MACHINES

Strada Chieri, 66
14019 VILLANOVA D'ASTI
Phone: +39 0141 946 622
E-mail: info@comac-italy.com
Website: www.comac-italy.com